



WE Expressions



APS Affiliate #230

Women Exhibitors

Supported by AAPE

WE Fest 4, Preliminary Schedule - Kathy Johnson

WE Fest 4 is coming in March 2014 and we have lots of great stuff for all attendees. Following is a preliminary schedule, to give you an idea of what is in store for this great event. Many time slots have two sessions running simultaneously. Attendees may select which session they prefer to attend.

Wednesday, March 19

Meet for dinner that evening for those arriving before 6 pm.

Thursday, March 20

8:30 - 9:30 Computing Techniques - Alan Barasch. Computer techniques for stamp collectors and ideas to help you in exhibiting your stamps.

9:45-10:45 Mechanics of Running a Show - Rich Drews. Behind the scenes work to put on and manage a stamp show; promotion, advertising, and show administration software.

9:45 - 10:45 How do I turn my collection into an exhibit? - Liz Hisey. An exhibit is not just your pages of

stamps. Learn how to weave a story through your materials and what makes a successful stamp exhibit.

11:00 - 12:00 Exhibiting Picture Postcards - Liz Hisey /Kathy Johnson. An introduction to exhibiting cards: the rules, questions, and answers for how these exhibits work.

12:00 - 12:45 Lunch Chat - Enjoying the Successes of Exhibiting - Liz/ Kathy

1:30 - 2:30 Display Exhibiting Takes Off - Kathy Johnson. A popular area of exhibiting that has grown dramatically, join us for a discussion of what is involved in making a successful display exhibit.

1:30 - 2:30 The Ephemera Connection - Michael Mead. Ephemera items can add to your exhibits and expand your collecting hobby in exciting ways. Come join to hear an expert discuss how ephemera

Continue on page 3

Chair Chick-Chat - Liz Hisey

The WE Fest Committee has been very busy over the summer getting ready for WE FEST 4. As you know this is going to be held in conjunction with St. Louis Stamp Expo on March 21-23. The Fest will run from March 19 - 23. Above are the provisional seminars and speakers with pertinent information about each seminar. We are gearing this seminar around the theme of exhibiting, how to mount exhibits, what to include, how to use your computer and many other aspects of exhibiting.

WE members will also be exhibiting, so we encourage all of you to enter an exhibit. Let's see if we can outdo Denver, where we had 40 frames.

Dorothy Youngblood of St. Louis is handling the onsite arrangements, Kathy Johnson is organizing the program, Anne Harris will be responsible for entering our ad into the various show programs, Vesma Grinfelds will be handling publicity, and I will be doing registration and organizing the meals. Registration forms will be coming out in December.

The WE Fest can only be as good as the participation, so we encourage you to come to St. Louis, take part in our amazing program and then spend the rest of the time viewing exhibits visiting the dealers, and socializing.

If you feel that there is a missed topic, let us know. See you there.

Q4 2013

Volume 7, Issue 4

Inside this issue:

WE Fest 4, Preliminary Schedule	1
Chair Chick-Chat	1
A Precise Exhibit Title is a Necessity - Part II	2
Editor's Remarks	2
WE Sterling Achievement Award Winners	3
Cleaning Up a Stamp Room -- Part 3	4
New WE Membership Chair	6
WE Members Receive APS Volunteer Award	6

WSP Exhibitions

- Oct. 4-6 SESCOAL, Los Angeles, CA
- Oct. 25-26 OKPEX, Oklahoma City, OK
- Nov. 8-10 Filatelico Fiesta, San Jose, CA
- Nov. 22-24 CHICAGOPEX, Itasca, IL
- Dec. 6-8 FLOREX, Orlando, FL

A Precise Exhibit Title is a Necessity—Part II - Steven Zwillinger

I received a question about the small blue box Pat Stilwell-Walker used in her exhibit *Ship Letter Rates of Ireland: Act of 1711 through Act of 1840*, which was illustrated in the previous *WE Expressions*. A reader wanted to know why chapter headings were needed if each page clearly identified the material shown and the context for the material.

Within an exhibit it is useful to provide the equivalent of 'chapter headings' so the viewers (and the judges) know where they

are in the exhibit when viewing a page. Judges also look to see how the pages fit within the exhibit's organization. The organization of the exhibit is usually included on the title page but is sometimes presented on a separate organization page (typically for longer exhibits). An exhibit without the organization described up front and without chapter headings on the exhibit pages is like a book without a table of contents and chapter headings: it would be very hard to know what you're reading,

where you are, or what comes next.

There are several ways exhibitors show breaks between chapters/sections in their exhibits. Pat used small blue boxes that contained chapter titles: they are unobtrusive and very effective and attractive.

Figure 1 shows one of Pat's pages with the blue box and multiple subtitles. Figures 2 and 3, from an exhibit of Burmese FDCs, show another possibility: a

Continue on page 3

Act of 1784

15 June 1804
May 1815

1d ship letter fee
Port of arrival, 2d

In 1784 two Acts of the Irish Parliament [23 & 24 George 3, Cap. 17] established a totally separate Irish Post Office, under the authority of the Irish Parliament with new postal rates. From then until 1835, Irish ship letters came under different regulations from those applying in the rest of Great Britain.

Ireland's 1784 Act simply continued the same ship letter rates that had been in force under the 1711 and 1765 British Acts; the basic 1d ship letter rate was continued until 1815. In this same period, the inland rates changed six times.

Letter from Madeira to London, sent via Cork and Dublin. Rated as a single letter in Cork, corrected to a double letter rate in Dublin, where inspector's crown was applied.

<i>Ship letter fee - never doubled:</i>	<i>1d</i>
Cork to Dublin (>80 miles), 1797 Act:	6d
Irish inland rate doubled:	1/
Total Cork to Dublin, including ship fee:	1/1
Dublin to Holyhead packet:	4 d
Holyhead to London, per 1801 rates:	1/8
Total paid:	3/1

Figure 1: Top portion of Pat's exhibit page with blue section header.

Editor's Remarks - Kristin Patterson

A special thank you to Betsey Carter for her wonderful presentation on Saturday at StampShow 2013. She shared with the group of WE members and non-members, a short history about Gertrude, the main character in her display class exhibit. She also revealed her tricks to mounting odd 3D-shaped objects. I hope other WE members will consider presenting at future WE meetings.

Speaking of meetings, WE Fest 4

is coming soon. The 3-day convention gives new and advanced exhibitors the opportunity to learn from experienced exhibitors and judges. A list of preliminary sessions is on page 1. Make your plans now to come to St. Louis on March 19, 2014. The Saint Louis Stamp Expo, stlouisstampexpo.org, will be taking place March 21-23. You can also enter your exhibit into the show or bring it the Fest for input from other members.

Women Exhibitors 2013-2014 Board

Liz Hisey.....Chair/Treas.

lizhisey@comcast.net

Pat Stilwell-Walker Vice-Chair

psw789@comcast.net

Vesma GrinfeldsSecretary

dzvesma@sprintmail.com

Anne Harris.....Marketing

gofrogger@gmail.com

Denise Stotts Dir-at-large

stottsjd@swbell.net

Janet Klug..... Dir-at-large

tongajan@aol.com

A Precise Exhibit Title is a Necessity—Part II - cont' from page 2

centered heading with a paragraph of introductory text for a section heading and more traditional left and right justified heading information for the pages following a section heading. There is no single best way. What do you use to show section breaks in your exhibits?

Separation From India: Burmese Independence

Burma had been a province of India from 1886 until 1937. On 1 April 1937 Burma separated from India as a result of an agreement between British, Indian and Burmese leaders and became an independent country. The first stamps of Burma were stamps of India overprinted "BURMA."

Figure 2: (above) Chapter heading for Burmese exhibit with centered heading
Figure 3 - (below) Heading for page following chapter heading shown in Figure 2.

Separation from India
Naigamwalla

1 April 1937
Yellow on blue and orange on blue

WE Fest 4, Preliminary Schedule - cont' from page 1

can join our stamp collections and exhibits.
2:45 - 3:45 The Ephemera Connection - Michael Mead
See description above.
2:45 - 3:45 Mechanics of Exhibiting - Bob Hisey. This is your practical "how to" class on exhibiting, something new for everyone.
4:00 - 5:00 Mount exhibits
Friday, March 21
8:00 - 10:00 You be the Judge - Rich Drews. Our most popular class, learn about judging from

an APS Champion of Champions exhibitor, APS judge, and experienced instructor. You will learn pointers on how to go for the Gold.

guided walk through on the floor to see and understand the medal levels exhibits won.
Sunday, March 23
11:00 Farewell Brunch

"More topics will be added during show hours"

Saturday, March 22

8:00 - 10:00 You be the Judge Review - Rich Drews. How did your medal levels match up with the judges? You will enjoy a

More topics will be added during show hours, so keep your eyes open. The registration forms will be available in December. A link will be sent to everyone that has an email. Those that get hardcopies of the newsletter will be sent one in the January 2014 issue of *WE Expressions*.

WE Sterling Achievement Award Winners

A special congratulations to the following Sterling Achievement Award winners for their fine exhibits at recent stamp shows.

Matthew Liebson - *Licking County, Ohio Postal History to 1930* at COLOPEX.

Knud Markman - *Bornholm: Island of Denmark, Postal History an Examples of cancellations* at ROYALE.

Jon Schoonmaker - *United States of America's One Cent Issue of 1870* at MSNE.

Fred Edinger - *The Life of*

Felix Eboue as told through Philately at CHARPEX.

Robert Stendel - *Chicago Street Car Cancels* at STAMP SHOW.

Kathryn Johnson - *The US 8 cent Pharmacy Issue* at AMERICOVER.



Sterling Achievement Medal

Henry Applegate - *ILA- Frankfurt Germany, 1909* at MERPEX.

Chris Pollack - *The Often Forgotten Role of the Union Navy in the Civil War* at BALPEX.

Phil Miller - *Foreign Volunteers in the German Military* at Omaha Stamp Show.

If your show has competitive exhibits and is interested in awarding the WE Sterling Award please contact Denise Stotts at PO Box 690042, Houston, TX 77269-0042 or email her at stottsjd@swbell.net.

Cleaning Up a Stamp Room ~ Part 3 - Carol J. Edholm

I started back in the stamp room on January 16, 2013 by clearing out items after Christmas. What prevented me from finishing this project last year were several factors: not a good year for my health and our youngest. He had been out of work for several years and was staying home taking care of the baby (born couple months before he lost his job). But like most families, they were struggling and not able

"I am happy to report it is still clean "

to make ends meet on one income. I had been babysitting the baby quite a bit (not good for my health) so John could look for work. Preston just turned 4 years old yesterday. The kids moved to Colorado last July for work and to live with her family until they could save up enough for their own place. We are storing some of their things here – of course, some of the items made their way into my stamp room! Sorted through their things, sold a few items (with permission), donated items, and repacked what they are keeping; storing in downstairs storage room. Now that my health is better, back to my stamp room!

More stitchery has since showed up in my stamp room, so organized and put in the closet. I shredded a LOT of my personal papers. Put Keith's medical stuff in linen closet and his bathroom. Guess

where camera equipment goes? Closet! Why do I have masking



Figure 1: Stamp room from hallway.




Figure 2: Stamp room from hallway.

tape in my stamp room? I've been looking for that!

The kids left me one of their bookcases, so I swapped out a short bookcase for this larger one (figure 1) and moved mine and Keith's stockbooks around. Much nicer!

My stockbooks and such are in the kids' bookcase just inside the stamp room (figure 2). Boxes on top are my exhibit materials for *A Tour of Philately* and some of Keith's stamps.

My collection used to be stored in the bookcase in figure 3, now Keith's collection sits there (between Breyer horses bookcases). The empty binders, new albums, and research books are on floor as no shelf space (right bottom). Sort through last year's journals to recycle or keep.

Small bookcase used to be here next to door. This case used to be on other side of door housing Keith's collection (where my



Figure 3: Double bookcase offering twice the space.

Cleaning Up a Stamp Room ~ Part 3 - cont' from page 4

collection now resides). Now it houses American Topical Association and American Air Mail Society journals as well as family photo albums on bottom shelf. Figure 1 shows boxes on top of the bookcase which house Keith's stamps to sort and put in his stockbooks.

How many times have I vacuumed and swept in the processing of cleaning out this




Figure 4: Lily resting in stamp room with her stuffed mouse in clean chair.



Figure 5: Closet door can still be shut.

room? Vacuumed off chair again and put towel on seat for Lily (figure 4) to sleep on and keep fur off the suede chair.

More stamps and U.S. Presidents and State Parks coins to put away. There it is! -- Found my lighted magnifier buried in a briefcase. This is a great tool -- can't live without it!

Other tasks accomplished:

- Closet door still closed! Proof is shown in figure 5.
- Empty paper shredder, garbage and recycle cans
- Vacuum rugs and sweep floor
- Gremlin claims this as her room now.... (figure 6)

Neat and tidy desk (figure 7) to work on my exhibits -- complete with chocolate for energy! My



Figure 6: Gremlin and I are still amazed at the transformation.




Figure 7: Workable desktop.

peafowl research is on the back of table.

Final touch -- Put up Peacock stained glass (Figure 8) in stamp room window!

August 15, 2013: It's been a few months since my stamp room was successfully cleaned. I am happy to report that it is STILL clean and orderly; I strive to keep it that way each day!



Figure 8: Favorite Peacock stained glass now visible.

New WE Membership Chair - Carol J. Edholm

Hi Everyone! Allow me to introduce myself – I am Carol Edholm from Mountlake Terrace, WA (north of Seattle) on the Pacific West Coast. Many of you know my husband and me through our work with Youth and Educators the past 20 years. Now that I am retired, I have agreed to take over WE Membership duties, so if you are late in paying your dues, you can expect an e-mail from me.



Carol Edholm holding stuffed peacock.

I've been a stamp collector for over 43 years, collecting general worldwide and specializing in India along with a few topical studies that keep me

busy. I first exhibited 12 years ago (2001), and am best known for my Peafowl exhibit.

Annual WE Membership Dues are still \$5.00. You can pay by check in the mail, cash in person at stamp shows or club meetings, or PayPal. PayPal has changed their payment system a little. If you wanted to send funds without fees taken out, you used to be able to send it as a “Gift” from your bank account, not credit card. Now, it appears you send funds to “Family / Friends” in order to avoid paying fees. Since our fees are so low, we would appreciate it if those of you who desire to pay via PayPal do so as if you were sending Family the funds so we do not lose part of your membership dues in fees. If you wish to send a payment via PayPal, but want to do it through “Goods/Services”, please add 50¢ per year of your dues in order to pay the fee.

For those wishing to pay your dues for multiple years, feel free to do so (I usually pay

2 years at a time). I am keeping tight records of dues, so if you

want to pay out to 2022, great. Pretty much guarantees that WE has to stay in business! Dues reminders will go out with the January newsletter, then e-mails (or postcards) from me. If dues are not paid within 3 months, you will be dropped from the rolls. Now, we really do not want to do that!

If you move or change your e-mail or phone number, please make sure I get the new contact details. The information is used to send you the WE newsletter and society news.

When you first signed up to be a WE member, you should have received one of these nice buttons to wear at stamp shows and your local stamp club meetings. These buttons are 2¼” in diameter. If you did not receive one, please let me know and I will get one to you. I look forward to meeting you at stamp shows and via e-mail.



Liz Hisey, WE Treasurer
7203 St. Johns Way
University Park, FL 34201

Statement of Purpose: *To provide a vehicle through which women exhibitors can encourage each other through sharing information, ideas, experience, advice, problems, and solutions.*

WE is on the web at www.aape.org/weweb.asp or WomenExhibitors@gmail.com

WE Members Receive APS Volunteer Award - Kristin Patterson

On Saturday, August 10, at the APS General Meeting held at StampShow 2013, three WE members: Jackie Alton, Liz Hisey, and May Day Taylor, received the Nicholas G. Carter Volunteer Recognition Award. Liz received the National Promotion/Service Award. Jackie and May received the

Local Promotion/Service Award. Both awards are for outstanding service and innovation to the hobby on the national or local levels. The award



was named in memory of Nick Carter, APS President, who helped to establish it. Nick felt it was important to recognize unsung heroes who contribute their talents, time, and energies to benefit stamp collecting and the APS. WE is proud to have them as members and thanks them for their philatelic efforts.